



SELLE ROYAL

---

manual user

---

Congratulations! You too have bought a Selle Royal product! Read carefully this Manual User and follow the instructions for correct installation and maintenance of the saddle. Stay updated on the novelties and products by Selle Royal: click [www.selleroyal.com](http://www.selleroyal.com) to see all the accessories that you can combine with your new saddle, from the innovative Mano Selle Royal handles, available in three models according to your riding position.

---

**1.**

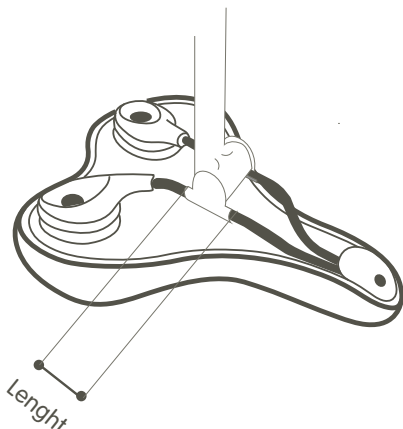
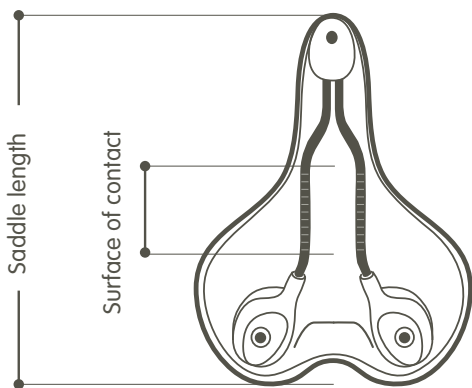
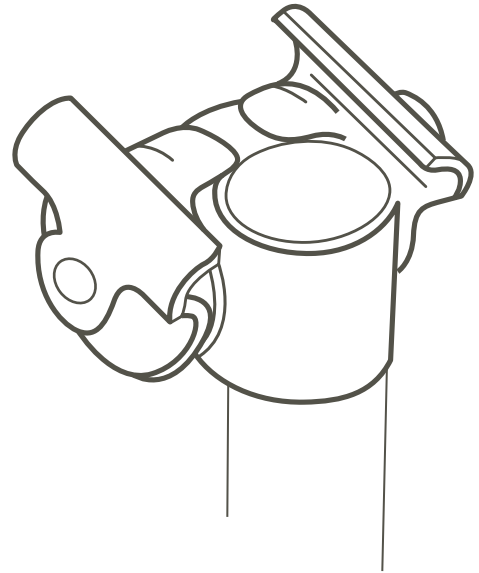
**FASTENING**

If the fastening uses a clamp, check first that this is compatible with the Selle Royal product that you bought. If not, ask your supplier for a clamp that better suits your new saddle by Selle Royal.

If there is already a Selle Royal clamp, remember that the tightening torque must not exceed 24.4 Nm.

If the saddle is fastened to a tube with integral clamp, ask the tube supplier for the right fastening torque.

If possible choose a tube with an ample contact surface and rounded edges. The scheme below explains which clamps are compatible with saddles by Selle Royal, dividing them by two criteria: the structure (springs/fork) and the length of the saddle. The data identified refer to the technical specifications that the clamp must have to be compatible with your new saddle.



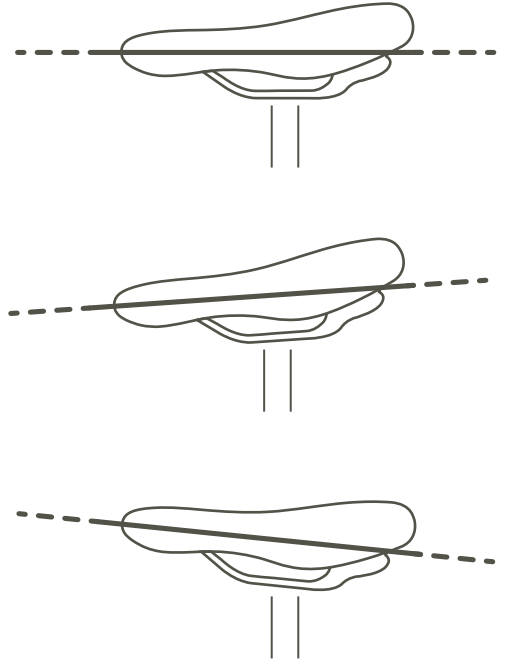
	Saddle length	S. of contact	Length
springs / elastomers	220 mm ÷ 260 mm	≥ 44mm	≥ 36 mm
	260 mm ÷ 270 mm	≥ 44mm	≥ 40 mm
Fork	220 mm ÷ 260 mm	> 44mm	≥ 30 mm
	260 mm ÷ 270 mm	> 44mm	≥ 36 mm
	270 mm ÷ 300 mm	< 92mm	≥ 46 mm

## 2.

---

### INSTALLATION

For correct use of the saddle, Selle Royal suggests you set it horizontal. If however this position is uncomfortable, ask your supplier to fix the saddle at a slight angle, up or down, according to the position that best suits your needs and is as comfortable as possible. After each adjustment, make sure the saddle is firmly connected to the saddle carrier tube.



## 3.

---

### MAINTENANCE

Selle Royal uses quality materials that ensure long product life.

- If you leave the bike outdoors, we suggest you always protect the saddle with the specific cover to protect it against damage due to weather and vandals.
- It's also best to avoid too much sun on the saddle for long periods, as this too can damage the product quality
- For correct saddle maintenance we suggest periodical cleaning with a warm damp cloth and natural soap, but without using solvents, other chemicals or high pressure water.
- Last, we note that the use of trousers with rivets can damage the saddle covering, and that leather saddles may undergo some colour change.

## GUARANTEE

---

This product, with the exception of its consumable and wear-and-tear-prone parts, is guaranteed for two years from the buying date against material and/or fabrication faults (the "guarantee period"). During the guarantee period, and on showing proof of the buying date, the product will be repaired using spare parts made or repaired by SELLE ROYAL, or replaced with the same or a similar model within reasonable time. To make use of the guarantee service, you can apply to your saddle supplier or directly to us via our website ([www.selleroyal.com](http://www.selleroyal.com)), where you will be asked to provide some information for us to analyse your claim in detail; in both cases we shall require a copy of the sales receipt or other buying proof showing the date when the saddle was bought. There will be no charge for spare parts or labour provided during the guarantee period. To avoid any risk of damage or loss during product shipping to the guarantee service, we suggest you fasten and package the saddle safely. Shipping must be done with return receipt. This guarantee will not be applied in the case of non-conformity, damage or malfunction caused by or in any way relating to:

- Improper, irregular or negligent use or to a fall;
- Fire or other natural event or calamity beyond the control of Selle Royal;
- Improper repair or alterations not done by Selle Royal;
- Failure to follow the instructions in this manual.

Moreover, this guarantee cannot be applied if:

- the requested maintenance consists of repair or replacement of optional components, of accessories or consumable parts;
- At the time of the request for service no proof of the buying date is presented or the guarantee period has lapsed.

This guarantee, save any applicable legal obligations, is the sole guarantee supplied by selle royal for their products. Said guarantee is expressly supplied in place of any other guarantee or declaration, whether expressed or implicit, including any guarantee of suitability of the products for any purpose or finality, as also of the absence of any breach of third party rights or law provisions. No responsibility is taken for incidental or indirect damage, including - without limitations - any damages deriving from systematic or occasional neglect of the product.